

DIACOR®

Zephyr® Patient
Positioning and
Transfer Systems
for Hybrid
Operating Rooms



DIACOR®

PRECISION COMES STANDARD

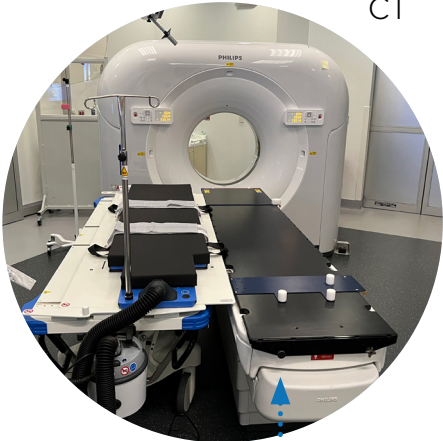
With over four decades of history, Diacor has established itself as a frontrunner in introducing innovative solutions to enhance patient care within the medical field. The Zephyr Patient Positioning and Transfer system is our latest innovation, utilizing high-volume, low-pressure air to gently transfer patients between angiography, computed tomography (CT), magnetic resonance imaging (MRI) and surgery while maintaining the patient's position.

Simplify Patient Transfer

Diacor's patented patient hover technology enables clinicians to use a single hoverboard across various imaging modalities and equipment manufacturers to improve treatment accuracy and overall clinical outcomes. Several hoverboard configurations meet the specialized needs of intraoperative MRI (iMRI), interventional cardiovascular MRI (iCMRI) and other minimally-invasive hybrid operating room (HOR) procedures.




Simplify Patient Transport



CT



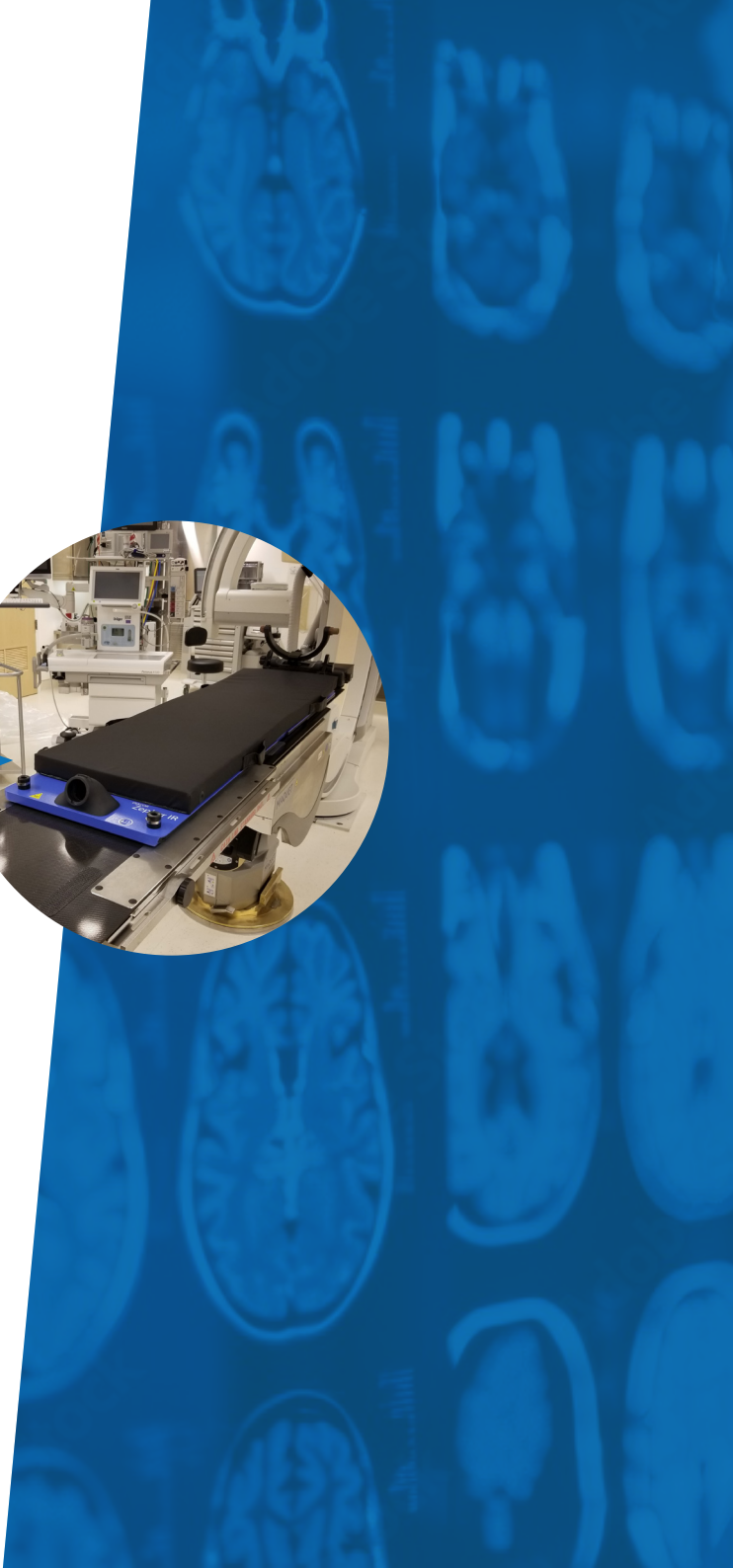
Operating Room



Angio



MRI



Hoverboards

Four core hoverboards are available to meet the unique requirements of Hybrid ORs:

- Zephyr IR-A Articulating Patient Hoverboard with skull clamp attachment capability for iMRI procedures
- Zephyr IR-S Patient Hoverboard with skull clamp attachment capability for iMRI procedures
- Zephyr IR-N Neuro Patient Hoverboard for minimally-invasive, image-guided neurosurgical procedures related to interventional radiology
- Zephyr IR General Patient Hoverboard for minimally-invasive, image-guided procedures, such as cardiac or thoracic procedures



Zephyr IR-A



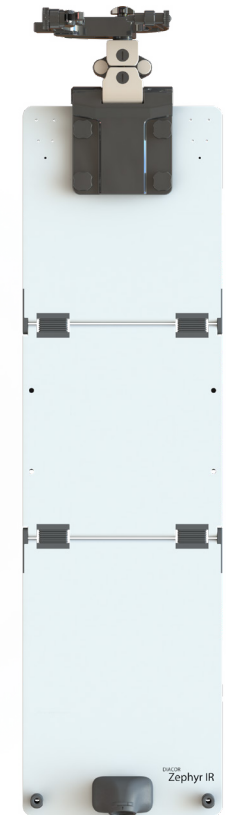
Zephyr IR-N



Zephyr IR



Zephyr IR-S




Zephyr IR-A
with Skull Clamp

Zephyr IR iMRI Hoverboards


Zephyr IR-A, Zephyr IR-S, and Zephyr IR-S for Philips MRI patient hoverboards are designed for iMRI neurosurgical procedures. For patients undergoing neurosurgery, Diacor's hoverboards provide a safe, secure and efficient means of transferring patients between surgery and MRI imaging, allowing neurosurgeons real-time views of the brain for pre-operative, intraoperative, and post-operative MRI imaging.

Benefits

- Integrate state-of-the-art CT, MRI, Angio, PET/CT and other imaging modalities into the surgical workflow
- Designed for use with MRI conditional skull clamps currently available on the market
- Maintain patient immobilization through the entire patient transfer process



The Zephyr IR-A Articulating Skull Clamp Hoverboard can be positioned flat for transfers or in "beach chair" or other standard positions to meet surgical requirements.




In partnership with Philips Healthcare, Diacor designed an iMRI patient hoverboard uniquely contoured to fit on the Philips Ingenia MR-RT configuration.



The Zephyr IR-S Skull Clamp Hoverboard provides a single-segment hoverboard that supports a wide array of skull clamps.

The Zephyr IR patient transfer hoverboard is specifically designed for cardiac procedures performed in Cath labs configured with biplanes, ensuring the highest level of imaging for both Angio and MRI.

Designed by Diacor in partnership with Philips Healthcare, the Zephyr IR for Philips MR hoverboard ensures compatibility with the Ingenia MR-RT couchtop and provides a smooth transfer solution between Philips MR and Cath labs by a number of OEM's.



Zephyr IR iCMRI Hoverboards

The Zephyr IR and Zephyr IR for Philips MR patient hoverboards are designed specifically for iCMR procedures. Each hoverboard utilizes Diacor's patented hover technology for patient transfer, enabling a safe and secure patient transfer for integrating a Cath lab and MRI for cardiovascular interventions.

Benefits

- Seamless patient transfer between MR and Cath Lab
- Unique design for multi-modality imaging as well as multi-vendor environments
- Maintained patient immobilization through the entire patient transfer process
- Safe, secure, and easy patient transfer for enabling iCMR patient workflows

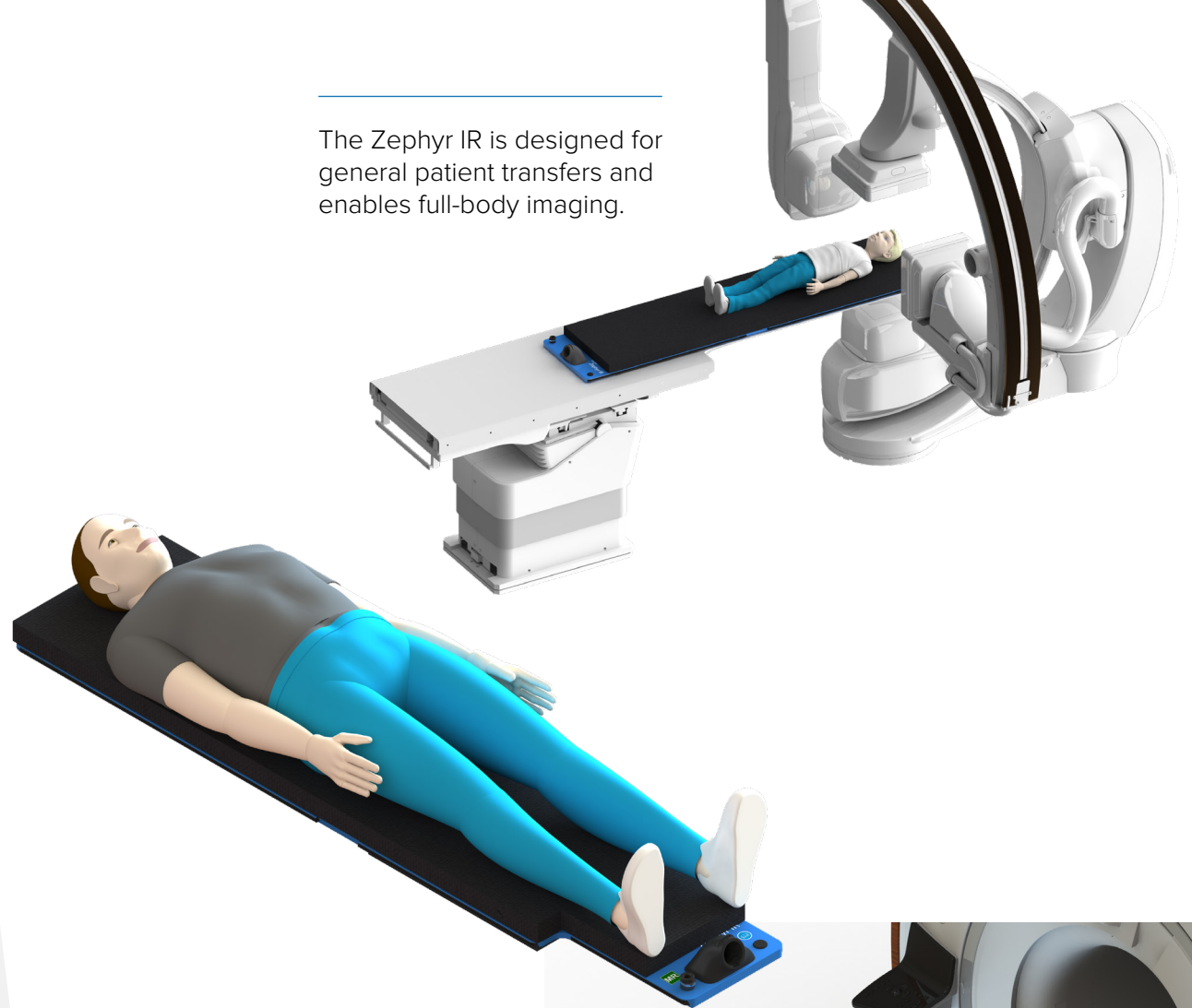
Zephyr IR Hybrid OR Hoverboards

The Zephyr IR, Zephyr IR for Philips MR, and Zephyr IR-N patient hoverboards are designed for minimally-invasive image-guided surgical procedures to smoothly transfer patients between CT, angio and MR while maintaining patient immobilization through the entire process.


Benefits

- Uniquely designed for multi-modality imaging as well as multi-vendor environments
- Use of detachable MR tables or Zephyr MR Conditional Stretcher for transporting patients to and from MRI imaging room
- Patient cushion specifically designed for long interventional procedures to ensure comfort of patient

The Zephyr IR is designed for general patient transfers and enables full-body imaging.



Zephyr IR-N for Neurovascular Procedures was developed to work with various high-definition 24 channel or 48 channel head and neck coils, allowing the patient's head to be imaged and retain the same scan position for transferring to other modalities.

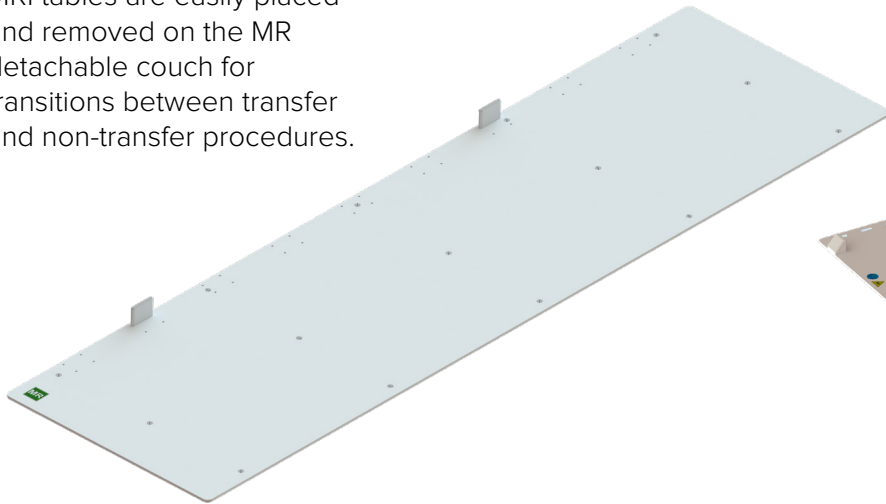


Flat Table Tops for HOR Environments

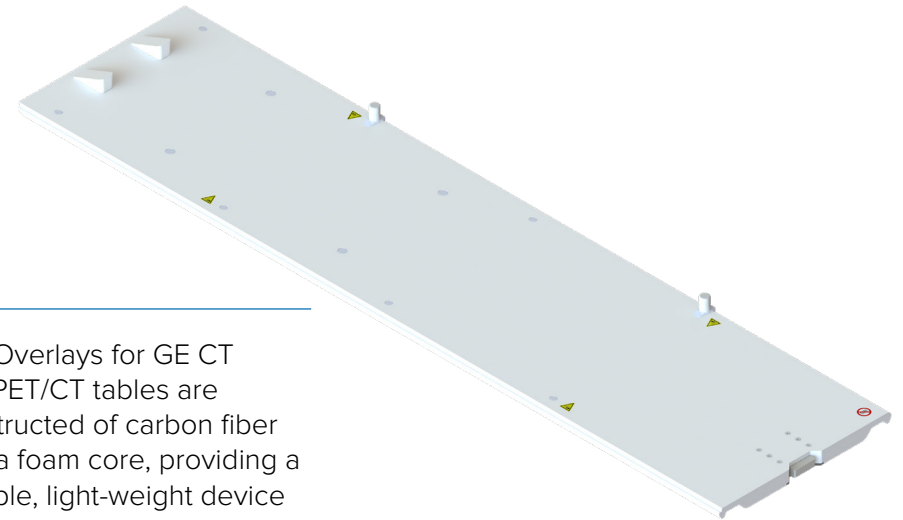
Flat Table Tops (FTTs), or overlays, provide a secure, flat surface for CT, MR or surgical tables for transferring patients utilizing the Zephyr IR family of hoverboards. FTTs also provide integrated Over-Travel-Protection stops which ensure safe patient transfers as well as ensure proper alignment of the hoverboard to the table.

Three different FTT overlays were designed for the conversion of concave-designed cradles to a flat surface for patient transfers.


FTT's for GE and Siemens MRI tables are easily placed and removed on the MR detachable couch for transitions between transfer and non-transfer procedures.



FTT Overlays for GE CT and PET/CT tables are constructed of carbon fiber with a foam core, providing a durable, light-weight device with outstanding imaging properties.



Lightweight FTT's are available for Maquet Magnus 1180 and Trumpf 7500 OR tables. The FTT provides a rigid, flat surface for hovering Zephyr IR hoverboards to the surgical table.



A wide range of **accessory items** allow customization of the Zephyr IR systems to meet the specific needs of your facility. Our portfolio includes hoverboards, stretchers, blowers, and Flat Table Tops. Learn more at diacorinc.com.



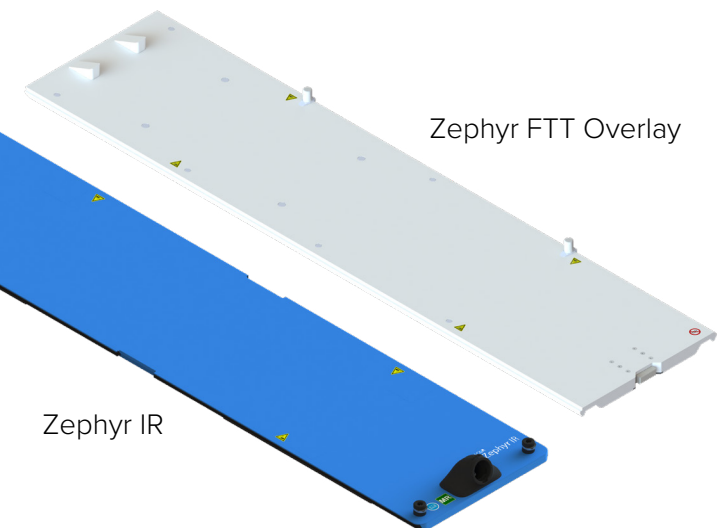
Stretcher



Air Blower



Zephyr IR hoverboards enable the seamless transfer of patients up to 450 pounds/204 kg



Zephyr IR

Zephyr FTT Overlay

DIACOR®



Diacor develops and manufactures patient transfer systems for radiation oncology and hybrid operating rooms. All products are manufactured under a registered 13485:2016 quality management system.

Contact Us

diacorinc.com

Phone: +1-801-467-0050



© 2024 Diacor Inc. All rights reserved. Diacor, the Diacor logo, and Zephyr are either registered trademarks or trademarks of Diacor Inc. in the U.S. and/or other countries. "Precision comes standard" is a service mark of Diacor Inc. in the U.S. and/or other countries. Other product and company names mentioned herein may be trademarks of their respective companies. ECO 51162, 2024.

*US Patent No. 8,490,226; 8,640,279; 9,693,921



ISO 13485
FM 502197